

FITC-Compatible Human BCMA/TNFRSF17 Protein

Cat. No. BCM-HM117C

Description

Source	Recombinant FITC-Compatible Human BCMA/TNFRSF17 Protein is expressed from HEK293 with His tag at the C-Terminus. It contains Met1-Ala54.
Accession	Q02223-1
Molecular Weight	The protein has a predicted MW of 35.9 kDa. Due to glycosylation, the protein migrates to 37-48 kDa based on Tris-Bis PAGE result.
Wavelength	Excitation Wavelength: 490 nm Emission Wavelength: 520 nm
Endotoxin	Less than 1EU per µg by the LAL method.
Purity	> 95% as determined by Tris-Bis PAGE > 95% as determined by HPLC

Formulation and Storage

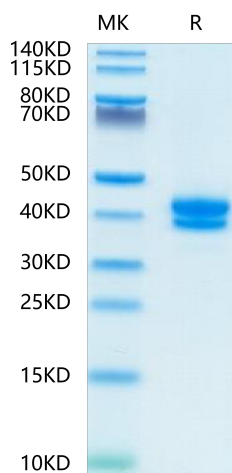
Formulation	Supplied as 0.22µm filtered solution in PBS (pH 7.4).
Storage	Valid for 12 months from date of receipt when stored at -80°C. Recommend to aliquot the protein into smaller quantities for optimal storage. Please minimize freeze-thaw cycles.

Background

B-cell maturation antigen (BCMA or BCM), also known as tumor necrosis factor receptor superfamily member 17 (TNFRSF17), is a protein that in humans is encoded by the TNFRSF17 gene. TNFRSF17 is a cell surface receptor of the TNF receptor superfamily which recognizes B-cell activating factor (BAFF).

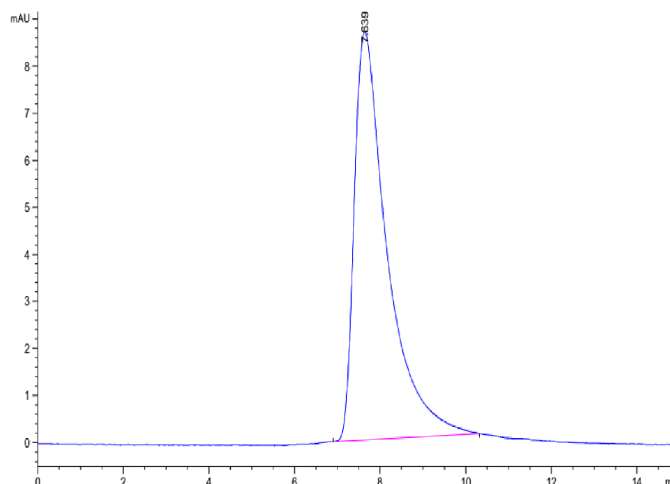
Assay Data

Tris-Bis PAGE



FITC-Compatible Human BCMA on Tris-Bis PAGE under reduced condition. The purity is greater than 95%.

SEC-HPLC



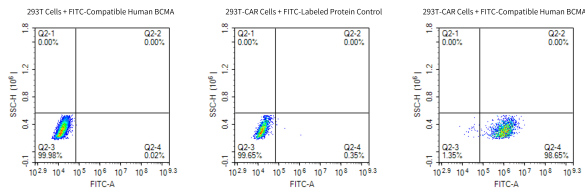
The purity of FITC-Compatible Human BCMA is greater than 95% as determined by SEC-HPLC.

FITC-Compatible Human BCMA/TNFRSF17 Protein

Cat. No. BCM-HM117C

Assay Data

FACS Data



Use 100 μ l FITC-Compatible Human BCMA (1 μ g/ml) to detect the positive rate of 1×10^6 anti-BCMA CAR cells. Non-transfected 293T cells and FITC-Labeled irrelevant protein (100 μ l, 1 μ g/ml) were served as negative control.